

## Global and U.S. Perspectives on Child Maltreatment Prevention: Findings from the Violence Against Children Surveys



Violence Against Children Surveys

Andrés Villaveces, MD, MPH, PhD  
Centers for Disease Control and Prevention  
National Center for Injury Prevention and Control  
Division of Violence Prevention  
avillaveces@cdc.gov

February 24<sup>th</sup>, 2021  
Research-in-Progress Webinar Series on Preventing Adverse  
Childhood Experiences and Child Maltreatment  
Colorado Department of Public Health and Environment (CDPHE) and  
the Program for Injury Prevention Education and Research (PIPER)


1



2

### Scale of the problem

#### One Billion Reasons To End Violence



**2 Billion**  
children in the world

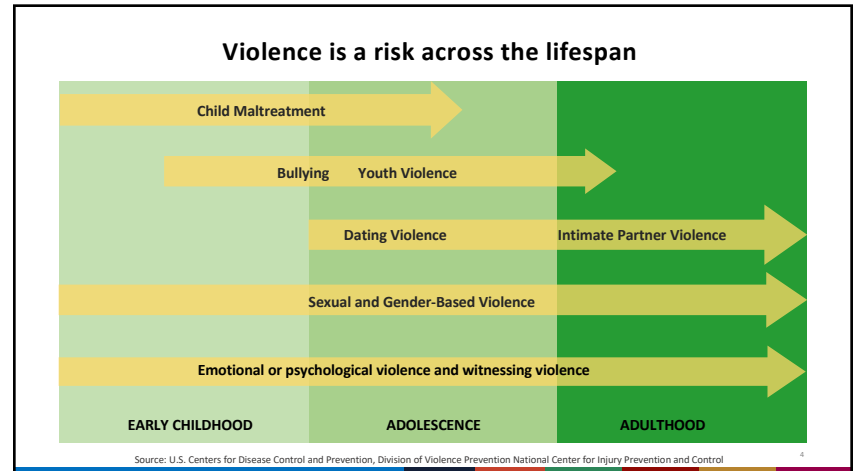
**1 Billion**  
children subjected to violence

1 in 2 children under age 18 experienced violence in the past year<sup>1</sup>


CDC. Global Prevalence of Past-year Violence Against Children: A Systematic Review and Minimum Estimates (2016)

- Over the course of their childhood, **1 in 4 children suffers physical abuse.**
- Almost **1 in 4 girls and 1 in 13 boys suffer sexual abuse.**
- Self-reported child sexual abuse is 30 times higher and physical abuse 75 times higher than official reports.
- Homicide is among the top five causes of death in adolescents.**

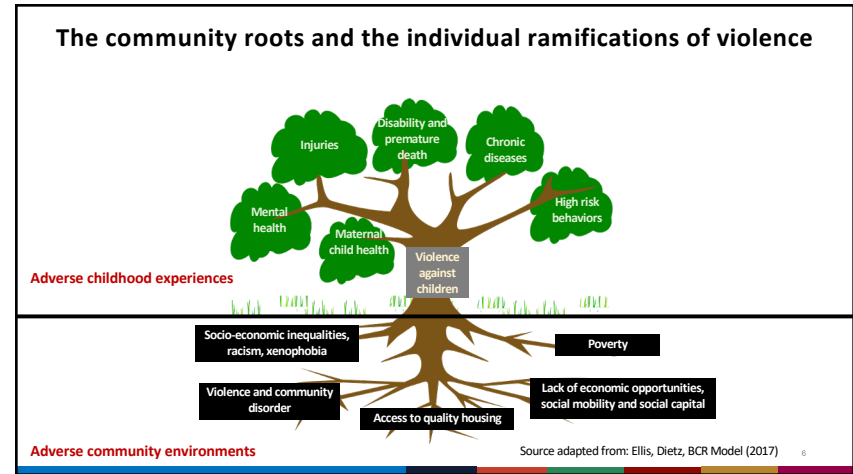
3



4



5



6



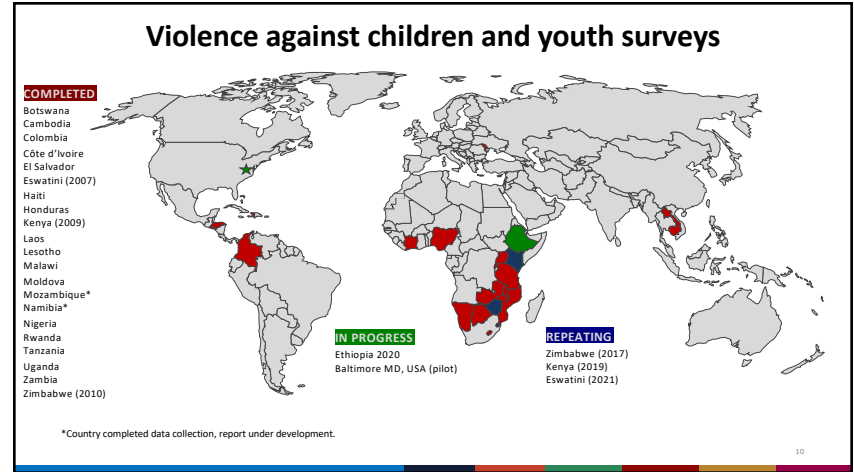
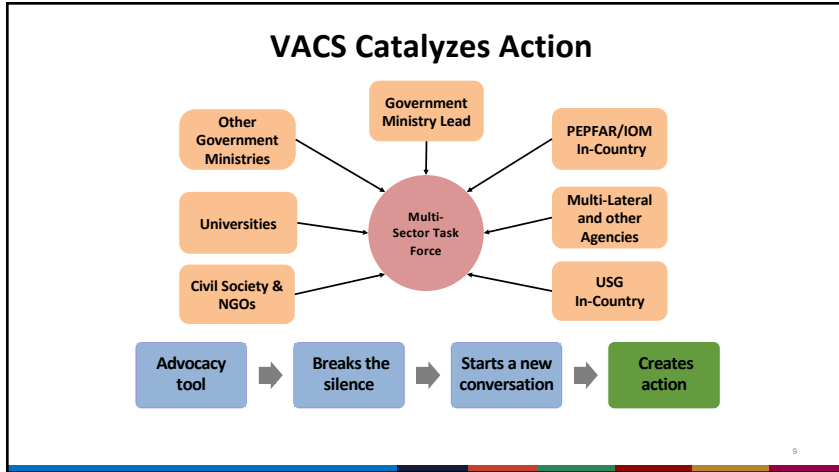
7

**Together for girls**  
STRENGTH IN NUMBERS

**Ending Violence Against Children Through Partnership**

Canada, USAID, UNICEF, UNAIDS, UN Women, UNFPA, Pan American Health Organization, Violence Against Children, BD, CDC FOUNDATION, COMMUNITY PARTNERS

8



### Violence against children and youth surveys

21 reports available  
11 publicly available datasets

Represents over 10% of the global children and youth population

Source: <https://www.togetherforgirls.org/violence-children-surveys/>

11



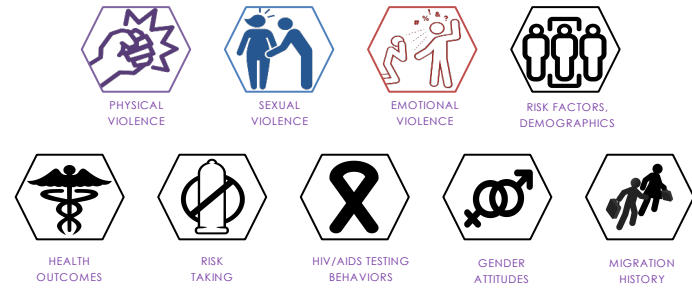
### VACS Objectives

- Assess the burden of violence and its contexts
  - Information on perpetrator and context
  - Focus on children, adolescents, and young adults
- Examine health consequences
  - Mental health, substance use, STIs, health risk behaviors
- Identify risk and protective factors
  - Family, friends, community
- Assess utilization of services
  - Post-violence care, HIV testing
- Help guide violence prevention and HIV programs and policies
- Assess associations between violence and migration (internal and external)



13

### VACS as a tool for comprehensive data



14

### VACS Methodology

- National household surveys
- 13-24-year-old males & females
- Three-stage cluster sample survey design
- Carried out by in-country institutions
- Extensive training and protocols to protect child respondents
- Offer HIV testing and counseling to respondents who can receive results on their own

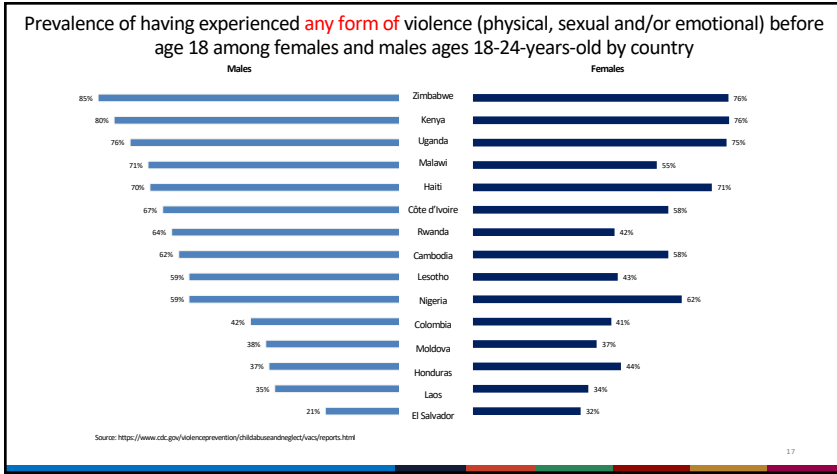


15

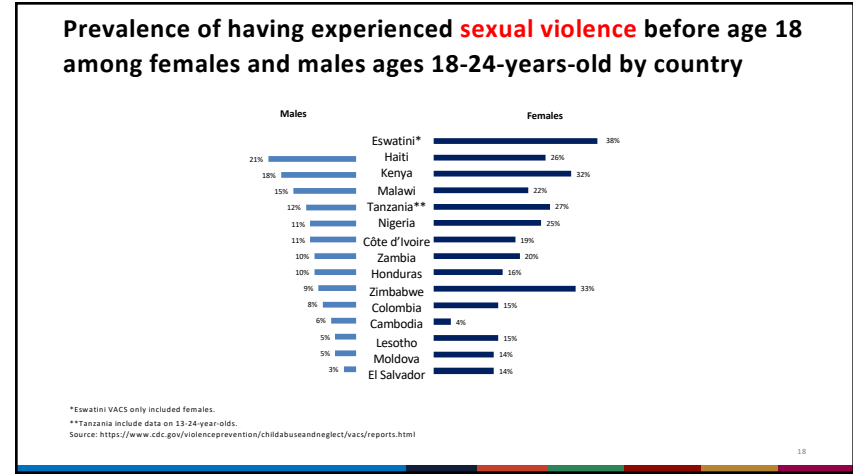


16

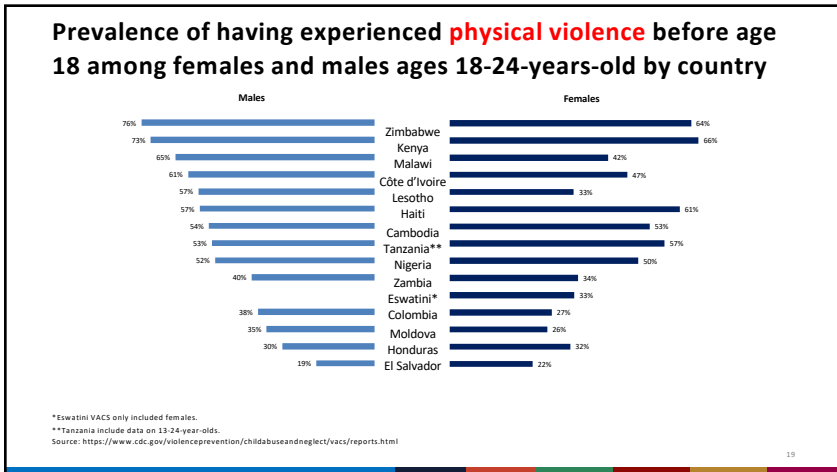




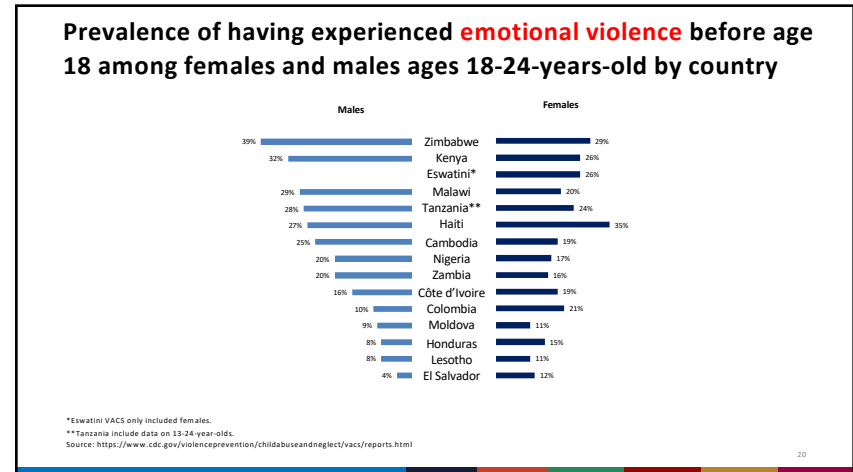
17



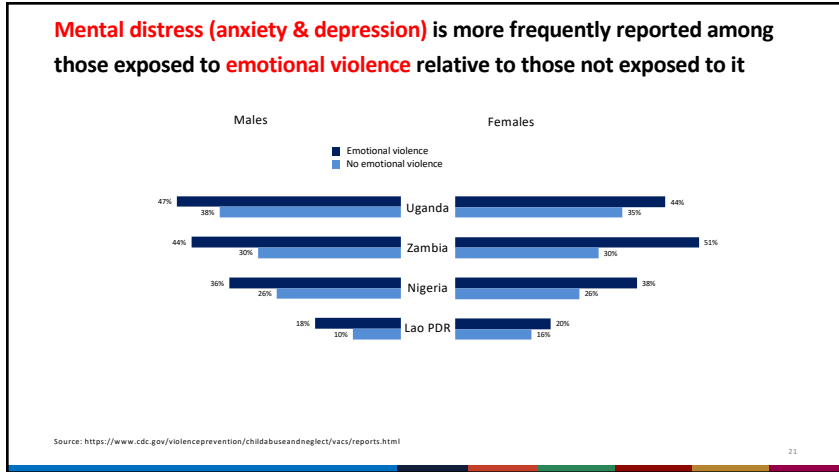
18



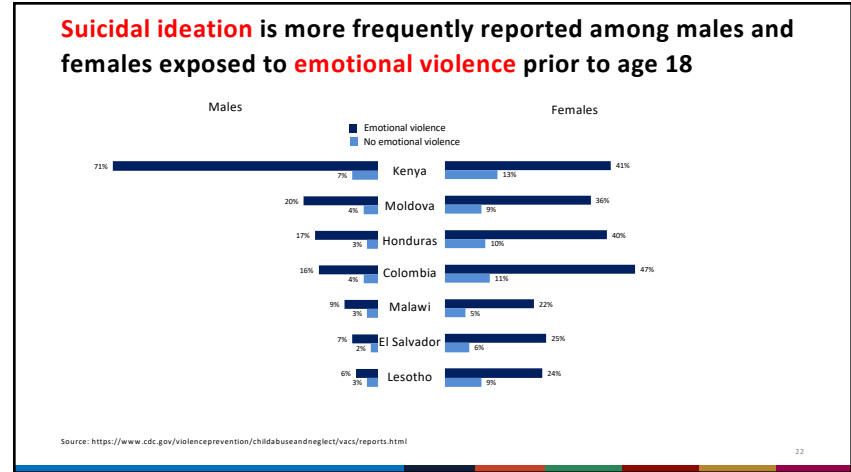
19



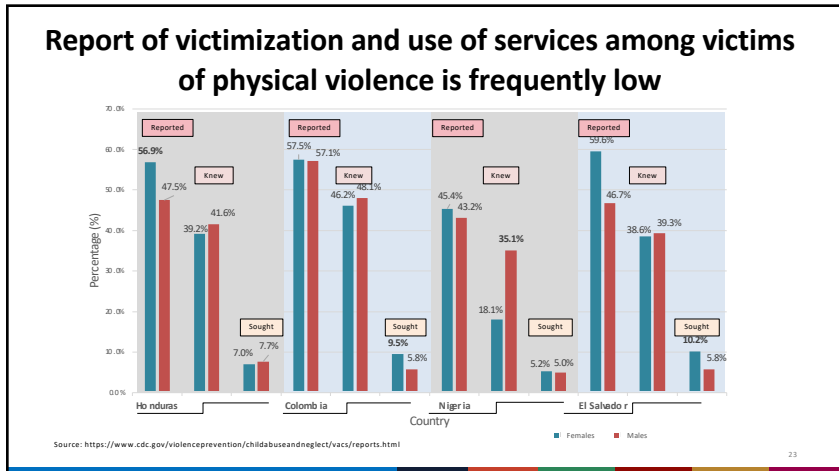
20



21




22



23



24




25



26



27



- Represents **best practices** for preventing and responding to violence against children and youth.
- Reflects **best evidence** about **what works** to prevent violence.
- Strategies based on strict **criteria**.

28

### INSPIRE package of tools

#### Global data

#### INSPIRE implementation tools

##### INSPIRE

Seven Strategies for Ending Violence Against Children

##### INSPIRE Handbook

Action for implementing the seven strategies for ending violence against children

##### INSPIRE Indicator Guidance and Results Framework

Ending Violence Against Children: How to define and measure change

29

### INSPIRE Implementation goals

Number of countries fully implementing INSPIRE strategies

30



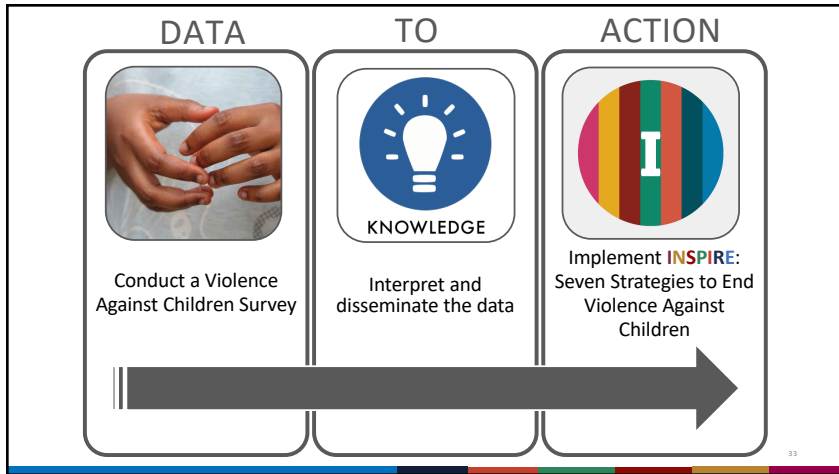
31

### What is the goal of the VACS Data to Action Workshop?

For countries to use their **VACS data** and indicators to inform a multi-sector **National VACS Action Plan** based on evidence-based strategies from the **INSPIRE Technical Package** in order to prevent and respond to violence against children

32





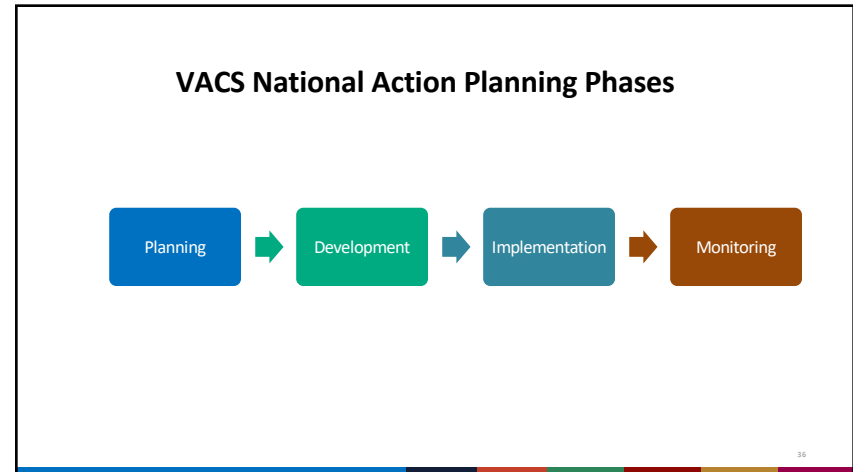
33



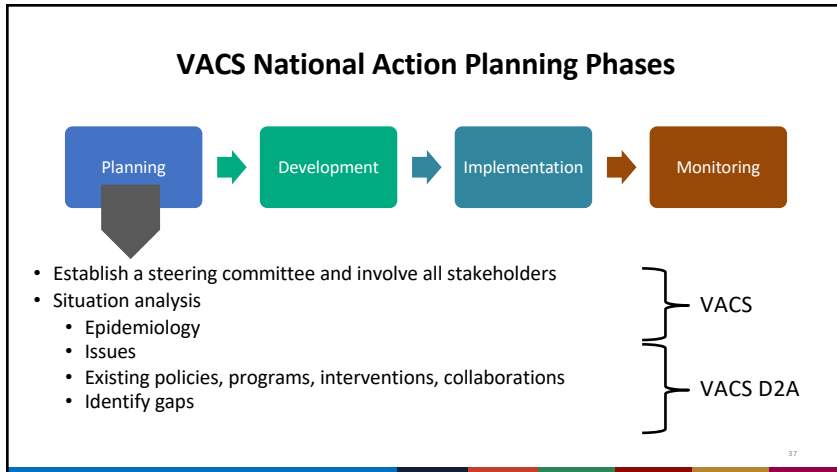
34



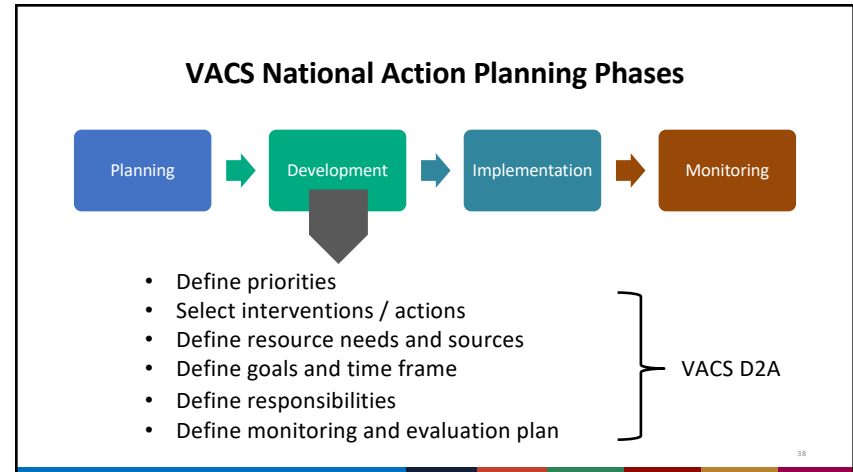
35



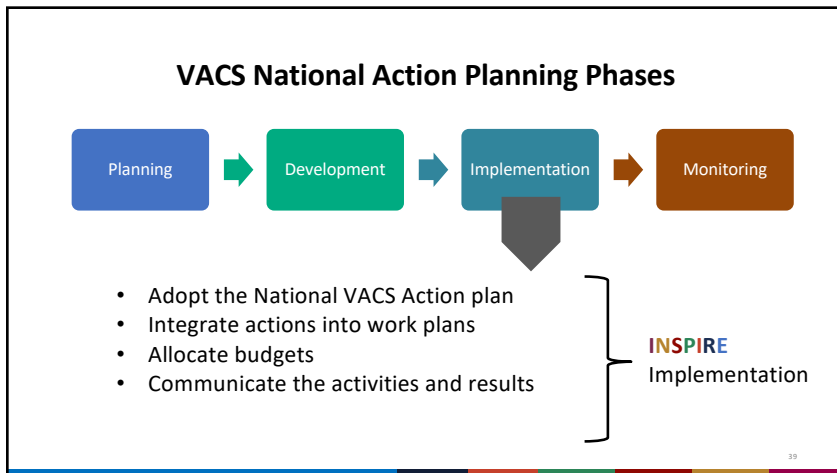
36



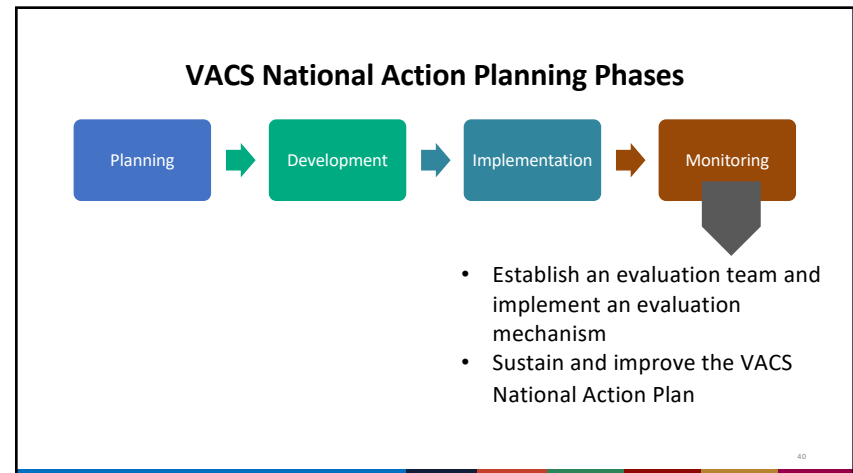
37



38



39



40

### By the end of the VACS D2A Workshop a participant will...

- ✓ Understand the basic components of a National VACS Action Plan
- ✓ Know what the **INSPIRE** Technical Package is
- ✓ Be able to interpret VACS data and priority indicators
- ✓ Define violence prevention priorities for their sector
- ✓ Identify gaps and opportunities in their sector's response to violence against children and youth
- ✓ Use evidence-based **INSPIRE** strategies and approaches to fill gaps in violence prevention
- ✓ Define next steps for finalizing a multi-sector National VACS Action Plan for **INSPIRE** implementation

41



42

### Country X VACS Indicators

INDICATOR GROUP	VACS PRIORITY INDICATORS	FEMALES	MALES
1	Physical violence by parents or adult caregivers (18-24yo, before age 18)	49.8%	42.6%
	Physical discipline or verbal aggression by parents/caregivers (13-17yo, past 12 months)	33.7%	32.3%
2	Physical violence by an intimate partner (18-24yo, before age 18)	12.5%	3.7%*
	Emotional violence by an intimate partner (18-24yo, before age 18)	24.2%	32.1%
3	Physical violence by a peer (18-24yo, before age 18)	14.0%	25.0%
	Physical fight with a peer (13-17yo, past 12 months)	11.2%	33.1%
4	Any sexual violence, any perpetrator (18-24yo, before age 18)	14.8%	9.3%
	Pressured/coerced or physically forced sex (18-24yo, had sex before age 18)	9.6%	2.2%*
5	Emotional violence by parents or adult caregivers (18-24yo, before age 18)	22.4%	17.8%
	Emotional violence by a peer (13-17yo, past 12mo)	44.3%	38.0%
7	Knew of services for sexual violence (18-24yo, victim before age 18)	43.1%	56.9%
	Sought services for sexual violence (18-24yo, victim before age 18)	10.2%	3.1%*
8	Knew of services for physical violence (18-24yo, victim before 18)	51.9%	55.0%
	Sought services for physical violence (18-24yo, victim before 18)	14.9%	16.3%*
9	Mental distress among victims of violence (18-24yo, victim before age 18)	SV 60.1%	SV 46.0%
	[Bold indicates significant differences in violence victims compared to non-victims]	PV 95.3%	PV 28.2%
10	Suicidal ideation among victims of violence (18-24yo, victim before age 18)	EV 71.0%	EV 37.2%
	[Bold indicates significant differences in violence victims compared to non-victims]	SV 32.6%	SV 2.2%*
11	Witnessing violence in the home (18-24yo, before age 18)	PV 20.6%	PV 6.2%
	[Bold indicates significant differences in violence victims compared to non-victims]	EV 95.3%	EV 13.9%*
12	Witnessing violence in the community (18-24yo, before age 18)	35.9%	38.4%
	Physical violence by community members (18-24yo, before age 18)	48.8%	59.5%
13	High parental monitoring and supervision (13-17yo)	9.0%	14.3%
	Harsh discipline by parents (13-17yo)	74.4%	77.3%
14	Close relationship with mother (13-17 yo)	27.7%	21.4%
	Easy to talk to mother (13-17yo)	87.0%	93.6%
15	Agree corporal punishment by parents is necessary (18-24yo)	72.1%	80.2%
	Agree corporal punishment by teachers is necessary (18-24yo)	18.9%	36.4%
16	Justification of wife beating (18-24yo)	21.4%	31.5%
	Endorsed harmful norms about gender, violence, sexuality (18-24yo)	23.1%	22.5%
17	Children experiencing food insecurity (13-17yo)	42.9%	56.4%
	Early sexual debut (before age 16; 18-24 yo)	44.3%	51.9%
		8.9%	20.6%

43

### VACS National Action Planning Phases



- Define priorities
- Select interventions / actions
- Define resource needs and sources
- Define goals and time frame
- Define responsibilities
- Define monitoring and evaluation plan

} VACS D2A

44

### Country Priorities – Social Service Sector

- Priority 1: Corporal Punishment and Physical Violence by Caregivers
  - “Evidence suggest that children in COUNTRY X still experience physical violence in the home and in school, though corporal punishment is prohibited. It is clear that there is a need to accelerate sensitization, education on alternative options for appropriate/positive discipline in all these settings.”

45

### Country X VACS Indicators

INDICATOR	VACS PRIORITY INDICATORS	FEMALES	MALES
1	Physical violence by parents or adult caregivers (18-24yo, before age 18)	49.8%	42.6%
2	Physical discipline or verbal aggression by parents/caregivers (13-17yo, past 12 months)	33.7%	39.9%
3	Physical violence by an intimate partner (18-24yo, before age 18)	12.5%	3.7%*
4	Emotional violence by an intimate partner (18-24yo, before age 18)	24.2%	32.1%
5	Physical violence by a peer (13-17yo, past 12 months)	14.0%	25.0%
6	Physical fight with a peer (13-17yo, past 12 months)	11.2%	33.1%
7	Any sexual violence, any perpetrator (18-24yo, before age 18)	14.8%	9.3%
8	Pressured/coerced or physically forced into sex (18-24yo, had sex before age 18)	9.6%	2.2%*
9	Emotional violence by parents or adult caregivers (18-24yo, before age 18)	22.4%	17.8%
10	Emotional violence by a peer (13-17yo, past 12mo)	44.3%	38.0%
11	Knew of services for sexual violence (18-24yo, victim before age 18)	43.2%	58.9%
12	Sought services for sexual violence (18-24yo, victim before age 18)	10.2%	3.1%*
13	Knew of services for physical violence (18-24yo, victim before age 18)	51.9%	55.0%
14	Sought services for physical violence (18-24yo, victim before age 18)	14.9%	16.9%*
15	Mental distress among victims of violence (18-24yo, victim before age 18) (Bold indicates significant differences in violence victims compared to non-victims)	SV 60.1% PV 55.3% EV 71.0%	SV 46.0% PV 28.2% EV 37.2%
16	Suicidal ideation among victims of violence (18-24yo, victim before age 18) (Bold indicates significant differences in violence victims compared to non-victims)	SV 32.6% PV 20.6% EV 36.3%	SV 2.2%* PV 6.2% EV 11.9%*
17	Witnessing violence in the home (18-24yo, before age 18)	35.9%	38.4%
18	Witnessing violence in the community (18-24yo, before age 18)	48.8%	59.5%
19	Physical violence by community members (18-24yo, before age 18)	9.0%	14.3%
20	High parental monitoring and supervision (13-17yo)	74.6%	77.3%
21	Positive discipline by parents (13-17yo)	27.7%	21.4%
22	Close relationship with mother (13-17 yo)	87.0%	93.6%
23	Agree corporal punishment by parents is necessary (18-24yo)	18.9%	36.4%
24	Agree corporal punishment by teachers is necessary (18-24yo)	21.4%	33.9%
25	Prevalence of wife beating (18-24yo)	23.1%	34.9%
26	Endorsed harmful norms about gender, violence, sexuality (18-24yo)	42.9%	56.4%
27	Children experiencing food insecurity (13-17yo)	44.3%	51.9%
28	Early sexual debut (before age 16; 18-24 yo)	8.9%	20.6%

46

Almost half of female youth and 2 out of 5 male youth ages 18-24 experience physical violence by parents or adult caregivers in childhood

49.8% of females



42.6% of males




47

Nearly one third of parents are using harmful forms of discipline

Fewer females than males are in support of corporal punishment by parents

Parents/caregivers used physical discipline and verbal aggression in the past 12 months

Agree corporal punishment by parents is necessary

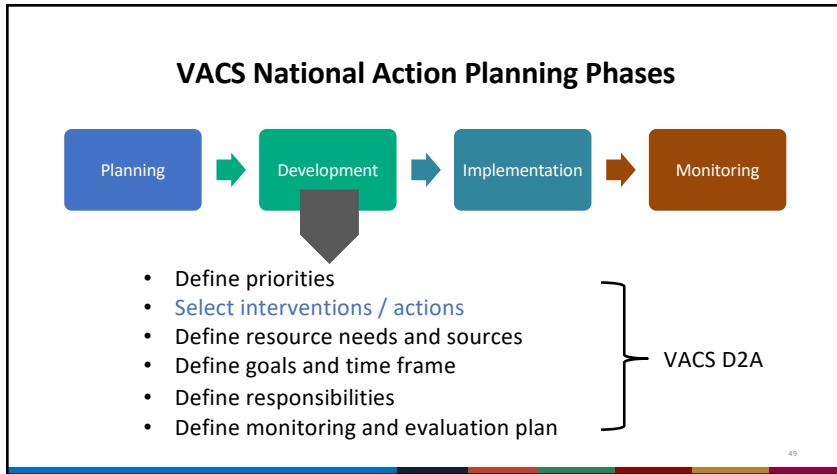


48

47

48





49

### VACS Priority Indicator Selector Tool and INSPIRE Intervention Selector Tool

VACS Data to Action – VACS Priority Indicator and INSPIRE Intervention Selector Tool

[COUNTRY] VACS Priority Indicator Selector Tool

INDICATOR GROUP	VACS PRIORITY INDICATORS	FEMALES	MALES
1	Physical violence by parents or adult caregivers (18-24yo, before age 18)	X.X%	X.X%
	Physical discipline or verbal aggression by parents/caregivers (13-17yo, past 12 months)	X.X%	X.X%

INSPIRE Intervention Selector Tool

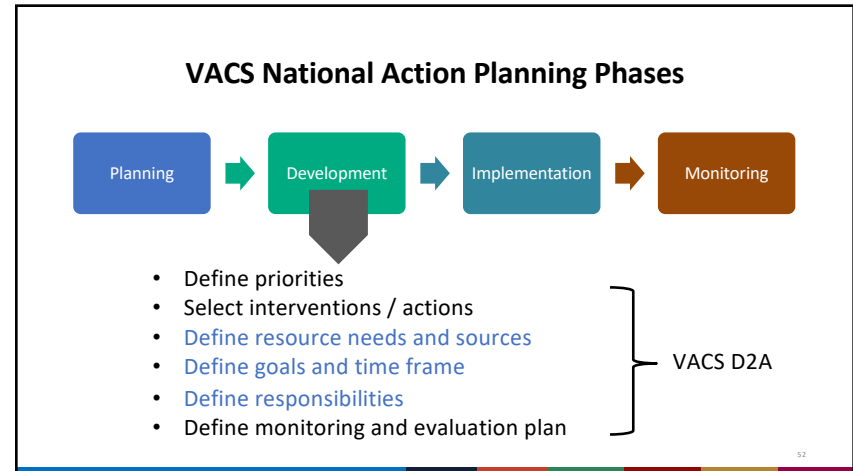
VACS PRIORITY INDICATOR GROUP	INSPIRE APPROACH / INSPIRE STRATEGY	TECHNICAL PACKAGE PAGE No.	EXAMPLE INSPIRE INTERVENTIONS
1	Physical violence by parents or adult caregivers	50	Nurse-Family Partnership
	Physical discipline or verbal aggression by parents/caregivers	53	Positive Action; <i>KVAs</i> ; Families for Safe Dates

Each VACS priority indicator group has accompanying INSPIRE approaches, strategies, and example interventions that target those indicators; use the tool to select one; INSPIRE Technical Package page numbers are referenced

50

Strategy	Approach
Implementation and enforcement of laws	<ul style="list-style-type: none"> <li>Amend the Child Care and Protection Act (CCPA) to prohibit corporal punishment and any form of harmful punishment on children</li> <li>Popularize the provision of the CCPA on corporal punishment, mandatory reporting and the establishment of the Children's Council.</li> </ul>
Norms and values	<ul style="list-style-type: none"> <li>Conduct awareness raising and sensitization in the community on positive discipline</li> </ul>
Safe environments	
Parent and caregiver support	<ul style="list-style-type: none"> <li>Develop parenting materials on alternative discipline options</li> <li>Conducting effective parenting trainings and establish support groups</li> <li>Create awareness on positive interpersonal communication with parents and children</li> <li>Positive parenting training Sessions with caregivers in collaboration with the Ministry of Health</li> <li>Implement the training program on foster parents, kinship care and adoptive parents (alternative care parents)</li> </ul>
Income and economic strengthening	
Response and support services	<ul style="list-style-type: none"> <li>Develop a Child Protection Policy as a standard for all child protection organisations.</li> <li>Popularize hotlines such as 116 and 106 hosted by Lifeline Child Line</li> </ul>
Education and life skills	

51

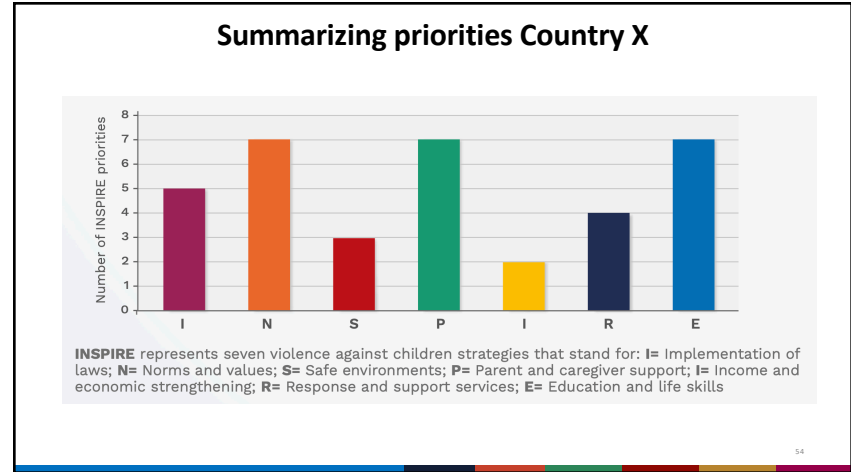


52

### Summarizing priorities – Country X

LINKED STRATEGIES	PREVALENCE AMONG FEMALES	PREVALENCE AMONG MALES	SECTOR REPRESENTED	PRIORITY GROUP WITHIN SECTOR	NUMBER OF VICTIMS CHOOSING PRIORITY	ACTUAL PRIORITY COUNT	LINKED STRATEGIES						
							I	N	S	P	R	E	
Physical violence by parents and caregivers	49.8%	42.6%	MULTILATERAL AND BILATERAL AGENCIES	1	3	1							
				EDUCATION			2						
				JUSTICE			3						
Sexual violence against adolescents and youth (any perpetrator)	14.8%	9.3%	MULTILATERAL AND BILATERAL AGENCIES	2	2	1							
				JUSTICE			2						
Transforming restrictive and destructive norms	18.9%	39.4%	CHILD PROTECTIVE SERVICES	1	2	1							
				MULTILATERAL AND BILATERAL AGENCIES			3						
Use of services by sexual violence victims	6.2%	0.0%	EDUCATION	1	2	1							
				JUSTICE			1						
Attitudes towards the use of physical punishment by parents	18.9%	36.4%	EDUCATION	3	2	1							
				CHILD PROTECTIVE SERVICES			2						
Disclosure of physical and sexual violence by victims	57.5%	57.1%	CHILD PROTECTIVE SERVICES	3	1	1							
Excessive use of alcohol among persons 13-17 year olds	15.1%	24.0%	HEALTH	3	1	1							
Mental stress among victims of physical and sexual violence	55.7%	39.9%	HEALTH	1	1	1							
Emotional violence by parents or caregivers	21.2%	9.5%	HEALTH	2	1	1							
<b>TOTAL</b>					<b>15</b>	<b>9</b>	<b>5</b>	<b>7</b>	<b>3</b>	<b>7</b>	<b>2</b>	<b>4</b>	<b>7</b>

53



54

Strategy	Approach
Norms and values	<ul style="list-style-type: none"> <li>Conduct awareness raising and sensitization in the community on positive discipline</li> </ul>

• Action:

- Resource needs: Funding and staff
- Responsibility: Lead – CPS; Support – Health and Education
- SMART Goal: By Oct 2021, a cooperative agreement will be developed with CPS to support positive parenting norms campaigns in three states.

55

### Development of National Action Plans – Examples

Interventions are directly linked to **INSPIRE** strategies

#### ACTION PLAN KEY RESULTS FRAMEWORK

Output	Indicators	Activities	Lead Institution	Timeline (Year)	Resource Allocation
1.1. Strengthened laws, policies, and institutional mechanisms for the prevention and response to violence against children	1.1.1. Percentage of laws, policies, and institutional mechanisms for the prevention and response to violence against children that are updated or newly developed	1.1.1.1. Strengthened laws, policies, and institutional mechanisms for the prevention and response to violence against children	ONDC	X X	Prevention, response, and institutional mechanisms
1.2. Strengthened institutional mechanisms for the prevention and response to violence against children	1.2.1. Percentage of institutional mechanisms for the prevention and response to violence against children that are updated or newly developed	1.2.1.1. Strengthened institutional mechanisms for the prevention and response to violence against children	MM	X X X X X	MOOC
1.3. Strengthened institutional mechanisms for the prevention and response to violence against children	1.3.1. Percentage of institutional mechanisms for the prevention and response to violence against children that are updated or newly developed	1.3.1.1. Strengthened institutional mechanisms for the prevention and response to violence against children	ONDC	X X X X X	Prevention, response, and institutional mechanisms

56

# Thank you! – Questions?

For more information, visit CDC  
<https://www.cdc.gov/violenceprevention/childabuseandneglect/vacs/>

The findings and conclusions in this presentation are those of the author and do not necessarily represent the official position of the Centers for Disease Control and Prevention.

