

Center for Health, Work & Environment
colorado school of public health

Environmental & Occupational Health
colorado school of public health

Certificate in Total Worker Health[®]

Student handbook

Updated July 8, 2019

Table of Contents

Program Summary	3
Curriculum	4
<i>Course schedule</i>	4
<i>Learning Objectives</i>	5
<i>Course descriptions</i>	6
Admissions	7
<i>Prerequisites for Admission</i>	7
<i>Application checklist</i>	7
Certificate and MPH	9
<i>How is the certificate different from the Department of Environmental and Occupational Health’s MPH program?</i>	9
<i>What if I want to pursue an MPH after completing the Certificate? Will my credits transfer?</i>	9
<i>What if I want to pursue a Certificate while completing my MPH?</i>	9
Faculty	10
<i>Certificate Program Directors</i>	10
<i>Core faculty</i>	11
Key contacts	14

Program Summary

The workplace is a major determinant of health. All workers have a right to a workplace that is not only safe, but that can help them achieve health and well-being. The Online Certificate in Total Worker Health® (TWH) offered by the Department of Environmental and Occupational Health at the Colorado School of Public Health and the University of Colorado Denver is tailored to serve both current public health students and new and mid-career professionals who share this vision.

This certificate was developed and is directed by faculty from the Center for Health, Work & Environment, a Total Worker Health Center of Excellence. One of six centers of its kind supported by the National Institute for Occupational Safety and Health.

This certificate is for professionals wanting to expand their knowledge, skills, and practice in promoting workplace health, safety and well-being through work-based interventions applying a TWH approach. This exciting, emerging field has revolutionized how employers and employees approach health, safety, and well-being.

This certificate will prepare professionals with skills to assess workplaces and worker risks and needs; serve as consultants; to design, develop, and apply best practices, approaches and interventions; and to collaborate with key stakeholder groups. By completing the 15 credit-hour online certificate, professionals will possess the skills to apply research to practice, to design, implement and lead science-based workplace interventions, and assume key leadership roles in the public health, occupational safety and health, and business communities.

What is Total Worker Health?

Total Worker Health (TWH) is defined as policies, programs, and practices that integrate protection from work-related safety and health hazards with promotion of injury and illness prevention efforts to advance worker well-being.

Examples of topics covered in the Total Worker Health Certificate

Careers in Total Worker Health

- Professionals from 9 fields discuss their TWH professional practice and research
- International, urban, & rural

Worksite wellness

- Critical skills for applying research to practice
- Health behavior change
- Chronic disease management
- Evaluation

Occupational health psychology

- Leadership
- Organizational culture change

Environmental & occupational health perspective on public health

- Apply fundamentals of primary prevention to the workplace

Worksite safety

- Key regulations
- Hazard identification and control
- Injury prevention

Communication

- Consulting skill development
- Writing effectively
- Persuasive speaking skills

Curriculum

Students enroll in 15 completely online credit hours. At ColoradoSPH, we know our students' passion for improving communities through health promotion, research, education, and service, but we also understand that many students work while studying. Most students complete the Certificate in Total Worker Health on a part-time basis in one year.

Course schedule

FALL SEMESTER		AUGUST - DECEMBER	
	#	Name	Credit hours
Required credits: 7	EHOH 6628	Health Promotion & Health Protection in the Workplace	3
	EHOH 6634	Spectrums of Professions Protecting & Promoting Worker Health	1
	EHOH 6639	Occupational Health Psychology: Improving Health and Well-Being at Work	3
SPRING SEMESTER		JANURARY - MAY	
	#	Name	Credit hours
Required credits: 8	EHOH 6614	Intro to Environmental and Occupational Health	3
	EHOH 6629	Intro to Occupational Safety & Ergonomics (Intro to Workplace Health Protection)	2
	EHOH 6638	Communication Skills for Public Health Impact	3
Substitutions for the required courses may be reviewed and approved by the program director.			

Registration and course schedule

<http://www.ucdenver.edu/academics/colleges/PublicHealth/resourcesfor/currentstudents/academics/Pages/CoursesRegistration.aspx>

All courses are taught on the Canvas platform

<http://www.ucdenver.edu/academics/colleges/PublicHealth/resourcesfor/currentstudents/academics/Pages/DistanceEducation.aspx>

Learning Objectives

Upon successful completion of the Certificate in Total Worker Health, students will be able to:

1. Explain why Total Worker Health is an emerging field
2. Define key terminology and frameworks for Total Worker Health
3. Identify significant workplace wellness or safety related government agencies or organizations and discuss their perspectives and policies on health promotion or protection
4. Describe the role of advocacy or leadership in Total Worker Health
5. Apply health behavior, leadership or organizational change theories or intervention approaches in the workplace setting
6. Compare the elements of a “culture of health” to the elements of a “culture of safety” and how they can be integrated
7. Recognize “best practices” by reading, critiquing, or applying research to workplace practice
8. Identify evidence-based, practical policy or programmatic strategies for organizations implementing Total Worker Health
9. Design, implement, or evaluate TWH systems and programs
10. Communicate the business case (value proposition) for implementing Total Worker Health
11. Discuss future trends, needs or solutions for promoting Total Worker Health

Course descriptions

#	NAME	WHAT YOU WILL LEARN
AUGUST - DECEMBER		
EHOH 6628	Health Promotion & Health Protection in the Workplace	Course emphasizes wellness and safety principles to promote health and improve health behaviors among workers.
EHOH 6634	Spectrums of Professions Protecting & Promoting Worker Health	Introduction to multiple occupational health professions.
EHOH 6639	Occupational Health Psychology: Improving Health and Well-Being at Work	This course seeks to advance the understanding of both organizational and individual factors that influence total worker health.
JANUARY - MAY		
EHOH 6614	Intro to Environmental and Occupational Health	Students will learn about the relationship between the environment, workplace, and health.
EHOH 6629	Intro to Occupational Safety & Ergonomics (Intro to Workplace Health Protection)	This course will form a foundation for understanding of workplace factors important in the prevention of injuries.
EHOH 6638	Communication Skills for Public Health Impact	Experiential approach to training public health students to become better communicators using examples from environmental and occupational health.

Admissions

Prerequisites for Admission

- Bachelor's degree from an accredited institution
- Minimum cumulative GPA 3.0. If the GPA is below a 3.0, applicant should include an explanation of why it fell below a 3.0 and how the applicant plans to address any prior academic deficiencies as a graduate student.
- GRE IS NOT REQUIRED FOR ADMISSIONS

Application checklist

Application Deadlines:

Spring start: October 15th
Summer start: February 15th

Step 1: Online application

<input type="checkbox"/>	SOPHAS Express Online Application*: https://sophasexpress.liaisoncas.com/ *Typically opens up two months prior to the deadline
Upload the following three documents:	
<input type="checkbox"/>	2-page, single spaced statement of Interest addressing the following two questions: 1) How will this certificate training contribute to your career plans? 2) Please describe work or volunteer experiences, including domestic or international experiences that shaped your interest in pursuing the certificate program for which you are applying?
<input type="checkbox"/>	Name and email of someone who can provide a letter of recommendation . SOPHAs will send them an email directly with instructions to submit their letter.
<input type="checkbox"/>	Resume or CV

Step 2: Additional admission requirements

<p>The following transcripts should be sent this address prior to the application deadline:</p> <p>Colorado School of Public Health, Certificate Program Attn: Office of Student Affairs University of Colorado Anschutz Medical Campus 13001 E. 17th Place, B119 Aurora, CO 80045</p>

<input type="checkbox"/>	Sent one official copy of all academic transcripts directly to the Colorado School of Public Health Office of Student Affairs (address above). This should include all community colleges and universities attended.
--------------------------	---

Certificate and MPH

Certificate students may complete the Certificate in Total Worker Health prior to, concurrently, or after the Master of Public Health.

How is the certificate different from the Department of Environmental and Occupational Health's MPH program?

A certificate program is a great way to retool, refine and reinvest in your professional development. The Colorado School of Public Health's Total Worker Health certificate program offer experiences and skillsets that complement existing graduate training. Additionally, the Certificate in Total Worker Health can be used as a pathway toward pursuing your Master of Public Health.

What if I want to pursue an MPH after completing the Certificate? Will my credits transfer?

If a certificate student intends to pursue the MPH after successful completion of the certificate program, s/he will need to formally apply to the MPH program and complete all of the admission requirements of the MPH program.

Additional Notes:

- Certificate students are not guaranteed admission to the MPH program.
- No more than 9 credits can count toward both programs.
- The student cannot obtain both the MPH and a specialty certificate with fewer than 48 total semester hours.

What if I want to pursue a Certificate while completing my MPH?

- If an MPH student completes the certificate concurrently, no more than 9 credits can count toward both programs.
- The student cannot obtain both the MPH and a specialty certificate with fewer than 48 total semester hours.
- For students pursuing both programs simultaneously, the MPH and specialty certificate may be awarded concurrently once all requirements are met, or the MPH may be awarded prior to completion of the certificate. The certificate itself will not be awarded until all certificate courses are completed and at least 48 semester hours are accrued.

Faculty

Certificate Program Directors	Professional interests
<p>Lee S. Newman, MD, MA Professor Department of Environmental and Occupational Health Department of Epidemiology Colorado School of Public Health</p> <p>Director Center for Health, Work & Environment, a CDC/NIOSH Total Worker Health Center of Excellence</p>	<ul style="list-style-type: none"> • Total Worker Health, especially applied to small enterprises and internationally • Prevention of Occupational Injuries and Illnesses • Workplace health promotion and health protection • Etiology of Occupational and Environmental Disorders • Immunotoxicology, especially immune effects of metals (beryllium) • Granulomatous Lung Disorders: Chronic Beryllium Disease and Sarcoidosis • Biomarker Development • Medical Surveillance in the workplace • Health informatics in Healthcare Industry • Etiology and Prevention of Chronic Kidney Disease in agricultural workers
<p>Natalie V. Schwatka, PhD Assistant Professor Department of Environmental and Occupational Health Center for Health, Work & Environment Colorado School of Public Health</p>	<ul style="list-style-type: none"> • Occupational safety and health • Safety & health culture/climate • Leadership for health, safety and well-being • Workers' compensation • Total Worker Health • Women's occupational health • Small business • Intervention research

Core faculty	Professional interests
<p>John Adgate, PhD Professor and Chair Department of Environmental and Occupational Health Colorado School of Public Health</p>	<ul style="list-style-type: none"> • Exposure Science • Risk Assessment • Children’s environmental health • Pesticide exposure • Outdoor and indoor characterization of toxic air pollutants
<p>Tori Crain, PhD Adjunct Assistant Professor Department of Environmental and Occupational Health Colorado School of Public Health</p> <p>Assistant Professor Department of Psychology Deputy Director, Occupational Health Psychology Program Colorado State University</p>	<ul style="list-style-type: none"> • Occupational health psychology • Work-family interface • Sleep and fatigue • Occupational stress interventions
<p>Katherine Dickinson, PhD Assistant Professor Department of Environmental and Occupational Health Colorado School of Public Health</p>	<ul style="list-style-type: none"> • Diversity and inclusion • Environmental economics • Dissemination and Implementation Science • Health policy

Core faculty	Professional interests
<p>Gwen Fisher, PhD Adjunct Associate Professor Department of Environmental and Occupational Health Colorado School of Public Health</p> <p>Associate Professor Department of Psychology Director, Occupational Health Psychology Program Colorado State University</p>	<ul style="list-style-type: none"> • Occupational Health Psychology • Aging Workforce Issues • Work/Family Issues • Research Methods
<p>Kathy James, PhD Assitant Professor Department of Environmental and Occupational Health Colorado School of Public Health</p>	<ul style="list-style-type: none"> • Environmental and Occupational Epidemiology • Climate change and human health • Environmental exposures and chronic disease
<p>Stefanie Johnson, PhD Associate Professor Department of Management and Entreprenuership Leeds School of Business University of Colorado, Boulder</p>	<ul style="list-style-type: none"> • Safety and health leadership • Diversity and inclusion • Intervention development and evaluation

Core faculty	Professional interests
<p>Liliana Tenney, MPH Senior Instructor Department of Environmental and Occupational Health Colorado School of Public Health</p> <p>Associate Director for Outreach Center for Health, Work & Environment Colorado School of Public Health</p>	<ul style="list-style-type: none"> • Total Worker Health • Small Business and Health • Climate, Work & Health • Corporate Social Responsibility • Leadership for Health and Well-being

Key contacts

Program directors	
Lee Newman, MD MA	Lee.Newman@ucdenver.edu
Natalie Schwatka, PhD	Natalie.Schwatka@ucdenver.edu
Admissions & student affairs	http://www.ucdenver.edu/academics/colleges/PublicHealth/admissionsandaid/Pages/index.aspx Email: ColoradoSPH.StudentAffairs@ucdenver.edu
Financial aid	http://www.ucdenver.edu/anschutz/studentresources/FASO/Pages/FASO.aspx Email: Financial.Aid@ucdenver.edu
Career services	http://www.ucdenver.edu/academics/colleges/PublicHealth/careers/Pages/default.aspx Email: CSPHcareers@ucdenver.edu




Environmental & Occupational Health

colorado school of public health

 @CSPHEnvironmentalandOccupationalHealth  publichealth.ucdenver.edu/environmentalhealth

Center for Health, Work & Environment

colorado school of public health

13001 E. 17th Place, Mail Stop B119 HSC, Aurora, CO 80045
 @CHWENews  @CHWENews  chwe.ucdenver.edu

The Center for Health, Work & Environment is one of six Centers of Excellence for Total Worker Health® and houses the Mountain & Plains Education and Research Center, one of 18 centers of its kind supported by the National Institute for Occupational Safety and Health (NIOSH).